

AngE™ ABI+

Vascular Health Screening in 1 Minute

AI-Score

AI-Assisted
Vascular Score

ABI

Ankle-Brachial
Index

PWV

Pulse Wave
Velocity

PVR

Pulse Volume
Recording

TBI

Toe-Brachial
Index

PWI™

Pulse Wave
Index

SBP

Segmental
Pressures

Venous

Venous
Testing

HRV

Heart Rate
Variability

Temp.

Skin
Temperature

Finger

Acral
Circulation



Vascular Health Score >

Good

No indication for
vascular disorder



Vascular Age >

39 Years ✓

Cardiac Output >

5.3 L/min ✓

Rise Time Ankle >

123 ms Left ✓
145 ms Right ✓

Amplitude Diff. Ankle >

1 %
3.7mmHg L ✓
3.7mmHg R ✓

Time Shift >

2 ms Arms ✓
1 ms Legs ✓

Interarm BP Diff. >

5 mmHg

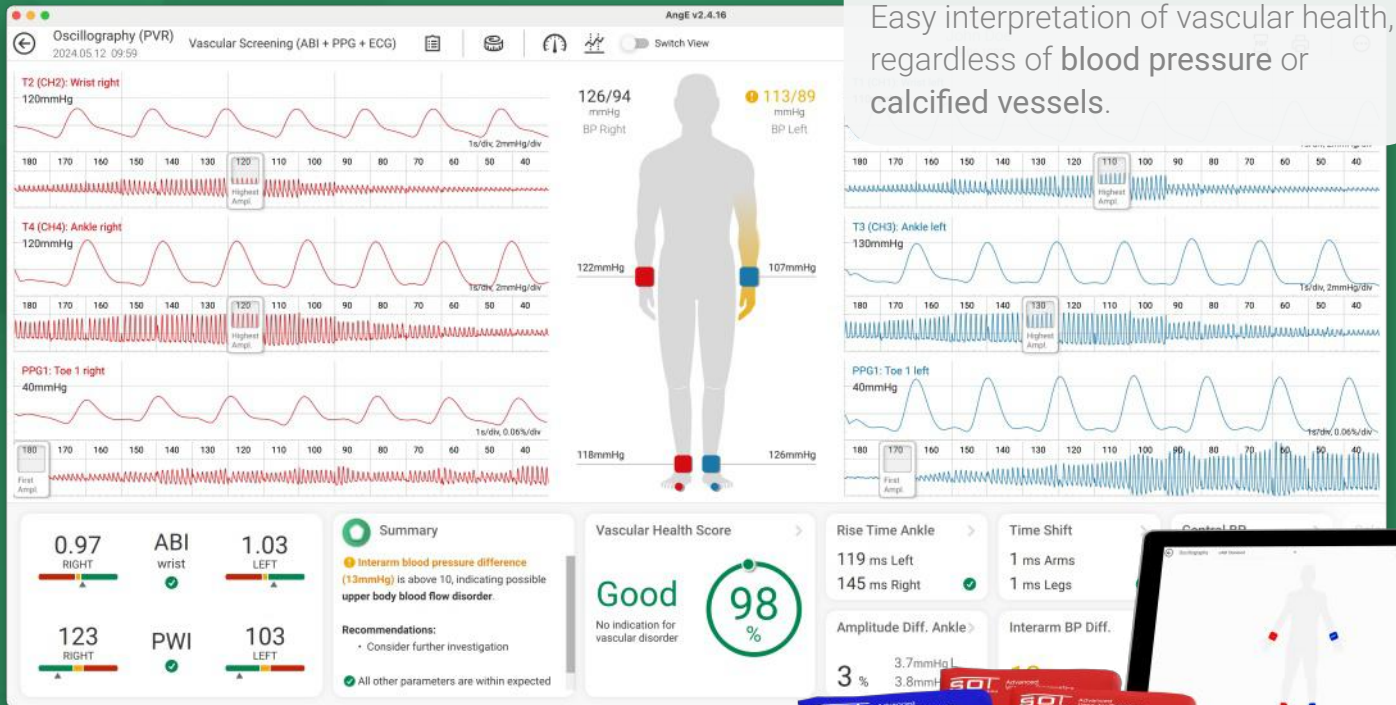
SOT
Medical Systems

Advanced
Vascular Diagnostics
www.sot-medical.com



AI-Assisted Vascular Score

Easy interpretation of vascular health, regardless of blood pressure or calcified vessels.



4-Channel simultaneous Pulse Wave Recording on Arms and Ankles plus PPG on Toes.





Get the whole picture...

Related Conditions

- PAD – Peripheral Arterial Disease
- Atherosclerosis & Arterial Stiffness
- Limb Ischemia
- Interarm Blood Pressure (IAD)
- Diabetic Foot Ulcers
- Arrhythmic Heartbeat
- TOS – Thoracic Outlet Syndrome
- Raynaud's Syndrome

...in just

1 Minute

- ✓ Easy to Use and Evaluate
- ✓ macOS  and Windows 
- ✓ store directly to EHR/PACS



See how it's applied

Access Videos, Report Samples and More



Mobile trolley and touchscreen computer optional.